


JIMMY JOHN'S EXTERIOR SIGNAGE PROGRAM



JIMMY JOHN'S EXTERIOR SIGNAGE APPROVAL PROCESS

- Step 1. Sign company sends signage proposal to jjsignage@jimmyjohns.com that must include.
- a. At least 12 photos of the exterior taken from angles listed on the "Required signage shot list."
 - b. Color rendering showing signage superimposed on each exterior elevation that signage will be installed on.
 - c. Color rendering of all pylon, monument and directional signage planning to be installed. Rendering must show signage in proposed location
 - d. Completed "Exterior branding site information checklist".
- Step 2. Jimmy John's reviews the proposal, photos and exterior branding site information worksheet.
- Step 3. Jimmy John's sends feedback or approval of the proposal.
- Step 4. Sign company applies for permits and manufactures the approved signs.
- Step 5. Sign company installs signs no sooner than 1 week prior to opening.
- Step 6. Sign company uses the "Exterior branding approval checklist" after installing the signage to audit.
- Step 7. Sign company emails jjsignage@jimmyjohns.com the final installed photos and completed exterior branding approval checklist.

If you have any questions please call 217-356-9900 and ask for the Jimmy John's signage manager.

!NFORMATION

ONCE YOU HAVE DECIDED WHAT TYPE OF SIGNAGE YOU ARE ALLOWED TO INSTALL ON YOUR UNIT, PLEASE USE THE FOLLOWING GUIDELINES FOR EACH TYPE OF SIGN.

THIS BOOK SHOWS THE LAYOUT OPTIONS FOR THE FOLLOWING TYPES OF SIGNS:

CHANNEL LETTERS

PYLON INSERTS/BOX SIGNS

CABINET SIGNS

WALL SIGNS

DRIVE-THRU SIGNS

AWNINGS

FOR EACH TYPE OF SIGN THERE IS A PREFERRED LAYOUT THAT IS RECOMMENDED TO USE. THAT IS ALWAYS PREFERRED LAYOUT 1, FOLLOWED BY PREFERRED LAYOUT 2, AND SO ON.

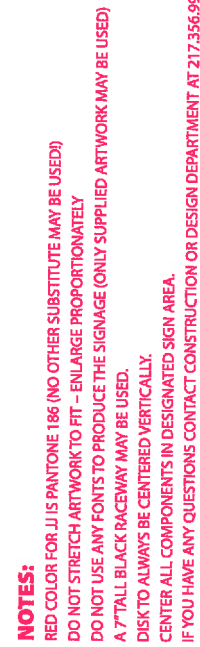
ALL OF THE FILES ARE DESIGNED TO THE MINIMUM SIZE THEY CAN BE. NONE OF THESE DRAWINGS CAN BE REDUCED IN ANY WAY.

THE ARTWORK FOR THE SIGNS ARE EPS FILES (VECTOR LINE ART) WITH THE FONTS CREATED IN OUTLINES.

EACH FILE IS SAVED DOWN TO ADOBE ILLUSTRATOR VERSION 8. THIS IS THE LOWEST VERSION THESE FILES WILL BE SAVED DOWN TO.

IF YOU HAVE ANY QUESTIONS CONTACT THE CONSTRUCTION DEPARTMENT AT JIMMY JOHN'S - 217.356.9900.

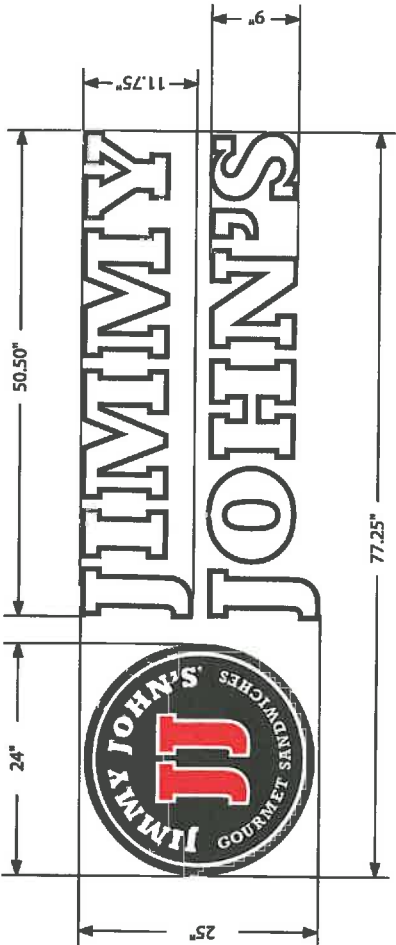
THIS ARTWORK IS THE MINIMUM SIZE THE SIGNAGE CAN BE FOR THIS LAYOUT.

[illegible]

SCALE 3/4" = 1'
05.29.13 JWS

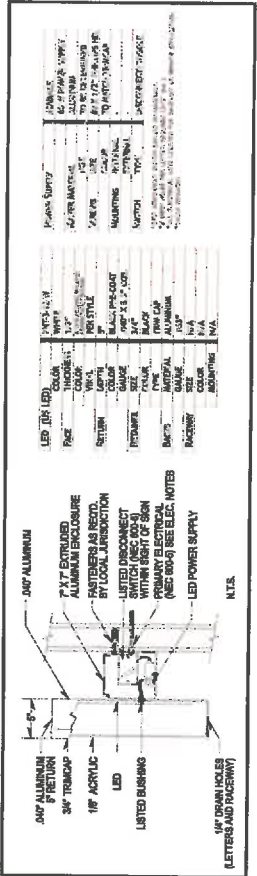
JIMMY JOHN'S 9' CHANNEL LETTERS (PREFERRED LAYOUT 2b)

THIS ARTWORK IS THE MINIMUM SIZE THE SIGNAGE CAN BE FOR THIS LAYOUT.



NOTES:

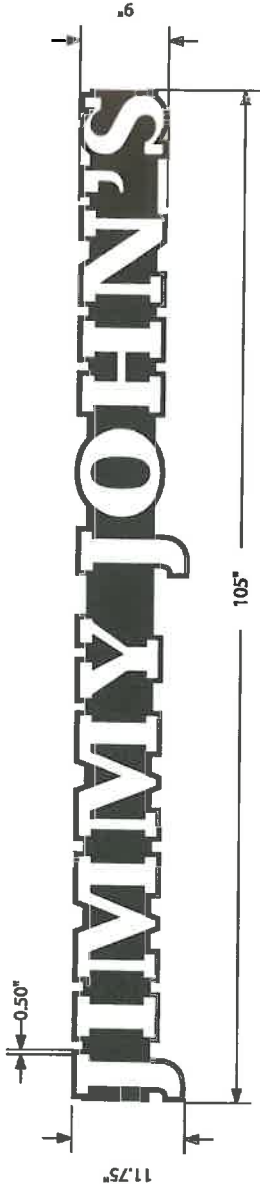
- RED COLOR FOR JJ IS PANTONE 186 (NO OTHER SUBSTITUTE MAY BE USED)
- DO NOT STRETCH ARTWORK TO FIT - ENLARGE PROPORTIONATELY
- DO NOT USE ANY FONTS TO PRODUCE THE SIGNAGE (ONLY SUPPLIED ARTWORK MAY BE USED)
- A 7" TALL BLACK RACEWAY MAY BE USED.
- DISK TO ALWAYS BE CENTERED VERTICALLY
- CENTER ALL COMPONENTS IN DESIGNATED SIGN AREA.
- IF YOU HAVE ANY QUESTIONS CONTACT CONSTRUCTION OR DESIGN DEPARTMENT AT 217.356.9900



SCALE 3/4" = 1'
05.29.13 JWS

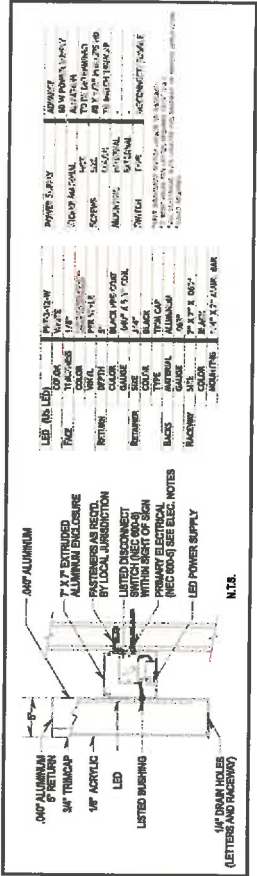
JIMMY JOHN'S 9" CHANNEL LETTERS (PREFERRED LAYOUT 3a)

THIS ARTWORK IS THE MINIMUM SIZE THE SIGNAGE CAN BE FOR THIS LAYOUT.



NOTES:

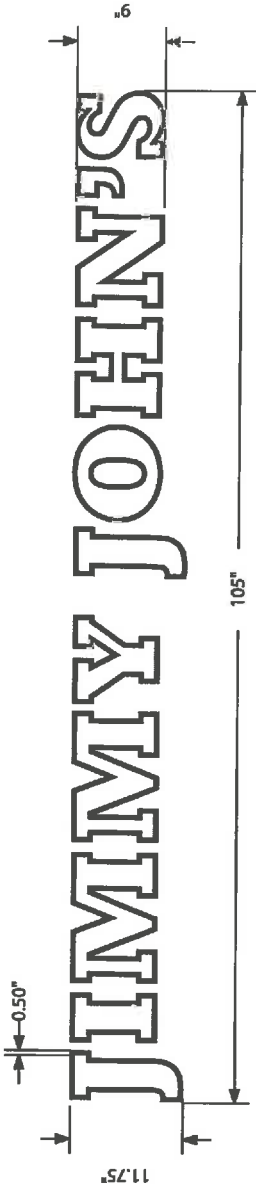
- RED COLOR FOR JJ IS PANTONE 186 (NO OTHER SUBSTITUTE MAY BE USED)
- DO NOT STRETCH ARTWORK TO FIT - ENLARGE PROPORTIONATELY
- DO NOT USE ANY FONTS TO PRODUCE THE SIGNAGE (ONLY SUPPLIED ARTWORK MAY BE USED)
- A 7" TALL BLACK RACEWAY MAY BE USED.
- DISK TO ALWAYS BE CENTERED VERTICALLY.
- CENTER ALL COMPONENTS IN DESIGNATED SIGN AREA.
- IF YOU HAVE ANY QUESTIONS CONTACT CONSTRUCTION OR DESIGN DEPARTMENT AT 217.356.9900



SCALE 3/4" = 1'
04.27.10 JGK

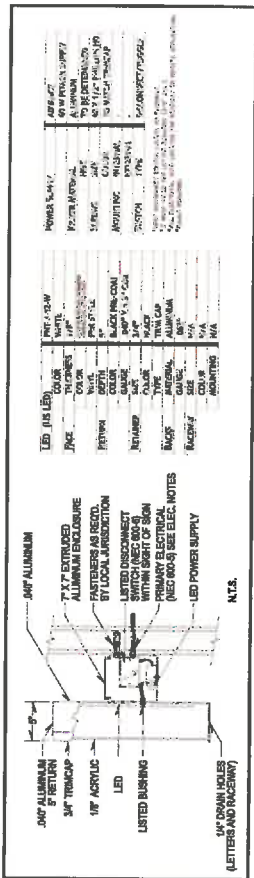
JIMMY JOHN'S 9" CHANNEL LETTERS (PREFERRED LAYOUT 3b)

THIS ARTWORK IS THE MINIMUM SIZE THE SIGNAGE CAN BE FOR THIS LAYOUT.



NOTES:



- RED COLOR FOR JJ IS PANTONE 186 (NO OTHER SUBSTITUTE MAY BE USED)
- DO NOT STRETCH ARTWORK TO FIT - ENLARGE PROPORTIONATELY
- DO NOT USE ANY FONTS TO PRODUCE THE SIGNAGE (ONLY SUPPLIED ARTWORK MAY BE USED)
- A 7" TALL BLACK RACEWAY MAY BE USED.
- DISK TO ALWAYS BE CENTERED VERTICALLY.
- CENTER ALL COMPONENTS IN DESIGNATED SIGN AREA.
- IF YOU HAVE ANY QUESTIONS CONTACT CONSTRUCTION OR DESIGN DEPARTMENT AT 217.356.9900



SCALE 3/4\" = 1'
04.27.10 JGK

JIMMY JOHN'S 9' CHANNEL LETTERS (PREFERRED LAYOUT 4a)

THIS ARTWORK IS THE MINIMUM SIZE THE SIGNAGE CAN BE FOR THIS LAYOUT.




NOTES:
RED COLOR FOR JI IS PANTONE 186 (NO OTHER SUBSTITUTE MAY BE USED)
DO NOT STRETCH ARTWORK TO FIT - ENLARGE PROPORTIONATELY
DO NOT USE ANY FONTS TO PRODUCE THE SIGNAGE (ONLY SUPPLIED ARTWORK MAY BE USED)
A 7" TALL BLACK RACEWAY MAY BE USED.
DISK TO ALWAYS BE CENTERED VERTICALLY.
CENTER ALL COMPONENTS IN DESIGNATED SIGN AREA.
IF YOU HAVE ANY QUESTIONS CONTACT CONSTRUCTION OR DESIGN DEPARTMENT AT 217.356.9900

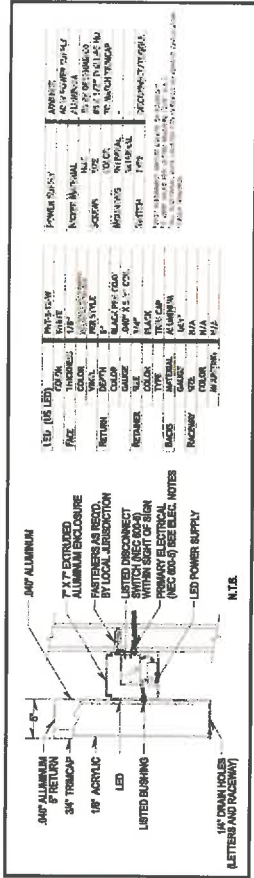
SCALE 3/4" = 1'
09.02.11 JGK

JIMMY JOHN'S 9' CHANNEL LETTERS (PREFERRED LAYOUT 4b)

THIS ARTWORK IS THE MINIMUM SIZE THE SIGNAGE CAN BE FOR THIS LAYOUT.



NOTES:
RED COLOR FOR JJ IS PANTONE 186 (NO OTHER SUBSTITUTE MAY BE USED)
DO NOT STRETCH ARTWORK TO FIT – ENLARGE PROPORTIONATELY
DO NOT USE ANY FONTS TO PRODUCE THE SIGNAGE (ONLY SUPPLIED ARTWORK MAY BE USED)
A 7" TALL BLACK RACEWAY MAY BE USED.
DISK TO ALWAYS BE CENTERED VERTICALLY
CENTER ALL COMPONENTS IN DESIGNATED SIGN AREA.
IF YOU HAVE ANY QUESTIONS CONTACT CONSTRUCTION OR DESIGN DEPARTMENT AT 217.356.9900



SCALE 3/4" = 1'
09.02.11 JGK

JIMMY JOHN'S PYLON INSERTS/BOX SIGNS (PREFERRED LAYOUT 1)

THIS ARTWORK IS THE MINIMUM SIZE THE SIGNAGE CAN BE FOR THIS LAYOUT.



NOTES:

RED COLOR FOR JJ IS PANTONE 186 (NO OTHER SUBSTITUTE MAY BE USED)

DO NOT STRETCH ARTWORK TO FIT - ENLARGE PROPORTIONATELY

DO NOT USE ANY FONTS TO PRODUCE THE SIGNAGE (ONLY SUPPLIED ARTWORK MAY BE USED)

JIMMY JOHN'S LOGO AND TEXT TO ALWAYS BE CENTERED.


CENTER ALL COMPONENTS IN DESIGNATED SIGN AREA.

IF YOU HAVE ANY QUESTIONS CONTACT CONSTRUCTION OR DESIGN DEPARTMENT AT 217.356.9900

SCALE 1 1/2" = 1'
05.29.13 JWS

JIMMY JOHN'S PYLON INSERTS/BOX SIGNS (PREFERRED LAYOUT 2)

THIS ARTWORK IS THE MINIMUM SIZE THE SIGNAGE CAN BE FOR THIS LAYOUT.



NOTES:

RED COLOR FOR JJ IS PANTONE 186 (NO OTHER SUBSTITUTE MAY BE USED)

DO NOT STRETCH ARTWORK TO FIT - ENLARGE PROPORTIONATELY

DO NOT USE ANY FONTS TO PRODUCE THE SIGNAGE (ONLY SUPPLIED ARTWORK MAY BE USED)

JIMMY JOHN'S LOGO AND TEXT TO ALWAYS BE CENTERED.

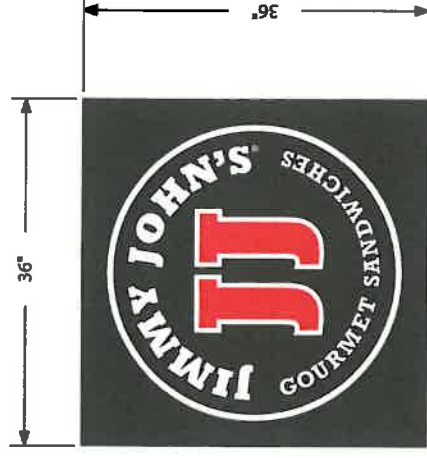
CENTER ALL COMPONENTS IN DESIGNATED SIGN AREA.

IF YOU HAVE ANY QUESTIONS CONTACT CONSTRUCTION OR DESIGN DEPARTMENT AT 217.356.9900

SCALE 1 1/2" = 1'
05.29.13 JWS

JIMMY JOHN'S PYLON INSERTS/BOX SIGNS (PREFERRED LAYOUT 3)

THIS ARTWORK IS THE MINIMUM SIZE THE SIGNAGE CAN BE FOR THIS LAYOUT.



NOTES:

RED COLOR FOR JJ IS PANTONE 186 (NO OTHER SUBSTITUTE MAY BE USED)

DO NOT STRETCH ARTWORK TO FIT - ENLARGE PROPORTIONATELY

DO NOT USE ANY FONTS TO PRODUCE THE SIGNAGE (ONLY SUPPLIED ARTWORK MAY BE USED)

JIMMY JOHN'S LOGO AND TEXT TO ALWAYS BE CENTERED.


CENTER ALL COMPONENTS IN DESIGNATED SIGN AREA.

IF YOU HAVE ANY QUESTIONS CONTACT CONSTRUCTION OR DESIGN DEPARTMENT AT 217.356.9900

SCALE 1" = 1'
05.29.13 JWS

3 PYLON INSERTS/BOX SIGNS (PREFERRED LAYOUT 4)

THE MINIMUM SIZE THE SIGNAGE CAN BE FOR THIS LAYOUT.



NOTES:

RED COLOR FOR JJ IS PANTONE 186 (NO OTHER SUBSTITUTE MAY BE USED)
DO NOT STRETCH ARTWORK TO FIT – ENLARGE PROPORTIONATELY
DO NOT USE ANY FONTS TO PRODUCE THE SIGNAGE (ONLY SUPPLIED ARTWORK MAY BE USED)
JIMMY JOHN'S LOGO AND TEXT TO ALWAYS BE CENTERED.
CENTER ALL COMPONENTS IN DESIGNATED SIGN AREA.
IF YOU HAVE ANY QUESTIONS CONTACT CONSTRUCTION OR DESIGN DEPARTMENT AT 217.356.9900

SCALE 1 1/2" = 1'
09.02.11 JGK

JIMMY JOHN'S PYLON INSERTS/BOX SIGNS (PREFERRED LAYOUT 5)

THIS ARTWORK IS THE MINIMUM SIZE THE SIGNAGE CAN BE FOR THIS LAYOUT.



NOTES:

RED COLOR FOR JJ IS PANTONE 186 (NO OTHER SUBSTITUTE MAY BE USED)

DO NOT STRETCH ARTWORK TO FIT - ENLARGE PROPORTIONATELY

DO NOT USE ANY FONTS TO PRODUCE THE SIGNAGE (ONLY SUPPLIED ARTWORK MAY BE USED)

JIMMY JOHN'S LOGO AND TEXT TO ALWAYS BE CENTERED.

CENTER ALL COMPONENTS IN DESIGNATED SIGN AREA.

IF YOU HAVE ANY QUESTIONS CONTACT CONSTRUCTION OR DESIGN DEPARTMENT AT 217.356.9900

SCALE 1 1/2" = 1'
05.29.13 JWS

JIMMY JOHN'S PYLON INSERTS/BOX SIGNS (PREFERRED LAYOUT 6)

THIS ARTWORK IS THE MINIMUM SIZE THE SIGNAGE CAN BE FOR THIS LAYOUT.



NOTES:

RED COLOR FOR JJ IS PANTONE 186 (NO OTHER SUBSTITUTE MAY BE USED)

DO NOT STRETCH ARTWORK TO FIT - ENLARGE PROPORTIONATELY

DO NOT USE ANY FONTS TO PRODUCE THE SIGNAGE (ONLY SUPPLIED ARTWORK MAY BE USED)

JIMMY JOHN'S LOGO AND TEXT TO ALWAYS BE CENTERED.

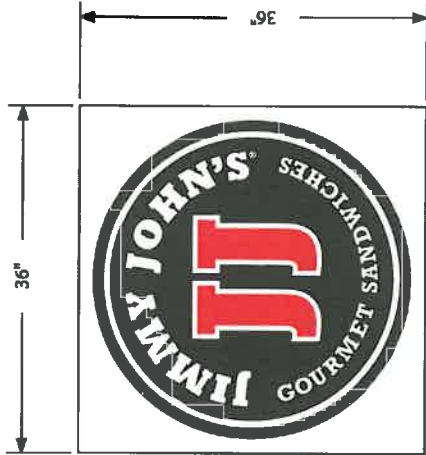
CENTER ALL COMPONENTS IN DESIGNATED SIGN AREA.

IF YOU HAVE ANY QUESTION'S CONTACT CONSTRUCTION OR DESIGN DEPARTMENT AT 217.356.9900

SCALE 1 1/2" = 1'
05.29.13 JWS

JIMMY JOHN'S PYLON INSERTS/BOX SIGNS (PREFERRED LAYOUT 7)

THIS ARTWORK IS THE MINIMUM SIZE THE SIGNAGE CAN BE FOR THIS LAYOUT.



NOTES:

- RED COLOR FOR JJ IS PANTONE 186 (NO OTHER SUBSTITUTE MAY BE USED)
- DO NOT STRETCH ARTWORK TO FIT – ENLARGE PROPORTIONATELY
- DO NOT USE ANY FONTS TO PRODUCE THE SIGNAGE (ONLY SUPPLIED ARTWORK MAY BE USED)
- JIMMY JOHN'S LOGO AND TEXT TO ALWAYS BE CENTERED.
- CENTER ALL COMPONENTS IN DESIGNATED SIGN AREA.
- IF YOU HAVE ANY QUESTIONS CONTACT CONSTRUCTION OR DESIGN DEPARTMENT AT 217.356.9900

JIMMY JOHN'S PYLON INSERTS/BOX SIGNS (PREFERRED LAYOUT 8)

THIS ARTWORK IS THE MINIMUM SIZE THE SIGNAGE CAN BE FOR THIS LAYOUT.



NOTES:

RED COLOR FOR JJ IS PANTONE 186 (NO OTHER SUBSTITUTE MAY BE USED)

DO NOT STRETCH ARTWORK TO FIT - ENLARGE PROPORTIONATELY

DO NOT USE ANY FONTS TO PRODUCE THE SIGNAGE (ONLY SUPPLIED ARTWORK MAY BE USED)

JIMMY JOHN'S LOGO AND TEXT TO ALWAYS BE CENTERED.


CENTER ALL COMPONENTS IN DESIGNATED SIGN AREA.

IF YOU HAVE ANY QUESTIONS CONTACT CONSTRUCTION OR DESIGN DEPARTMENT AT 217.356.9900

SCALE 1 1/2" = 1'
09.02.11 JGK

JIMMY JOHN'S PYLON INSERTS/BOX SIGNS (PREFERRED LAYOUT 9)

THIS ARTWORK IS THE MINIMUM SIZE THE SIGNAGE CAN BE FOR THIS LAYOUT.



NOTES:

RED COLOR FOR JJ IS PANTONE 186 (NO OTHER SUBSTITUTE MAY BE USED)

DO NOT STRETCH ARTWORK TO FIT – ENLARGE PROPORTIONATELY

DO NOT USE ANY FONTS TO PRODUCE THE SIGNAGE (ONLY SUPPLIED ARTWORK MAY BE USED)

JIMMY JOHN'S LOGO AND TEXT TO ALWAYS BE CENTERED.


CENTER ALL COMPONENTS IN DESIGNATED SIGN AREA.

IF YOU HAVE ANY QUESTIONS CONTACT CONSTRUCTION OR DESIGN DEPARTMENT AT 217.356.9900

SCALE 1" = 1'
05.29.13 JWS

JIMMY JOHN'S CABINET SIGN/BOX SIGN (PREFERRED LAYOUT 1)

THIS ARTWORK IS THE MINIMUM SIZE THE SIGNAGE CAN BE FOR THIS LAYOUT.



NOTES:

RED COLOR FOR JJ IS PANTONE 186 (NO OTHER SUBSTITUTE MAY BE USED)

DO NOT STRETCH ARTWORK TO FIT – ENLARGE PROPORTIONATELY

DO NOT USE ANY FONTS TO PRODUCE THE SIGNAGE (ONLY SUPPLIED ARTWORK MAY BE USED)

A 7" TALL BLACK RACEWAY MAY BE USED

CENTER ALL COMPONENTS IN DESIGNATED SIGN AREA.

IF YOU HAVE ANY QUESTIONS CONTACT CONSTRUCTION OR DESIGN DEPARTMENT AT 217.356.9900

SCALE 1" = 1'
05.29.13 JWS

JIMMY JOHN'S WALL SIGN

THIS ARTWORK IS THE MINIMUM SIZE THE SIGNAGE CAN BE FOR THIS LAYOUT.



NOTES:

RED COLOR FOR JJ IS PANTONE 186 (NO OTHER SUBSTITUTE MAY BE USED)

DO NOT STRETCH ARTWORK TO FIT - ENLARGE PROPORTIONATELY

DO NOT USE ANY FONTS TO PRODUCE THE SIGNAGE (ONLY SUPPLIED ARTWORK MAY BE USED)


CENTER ALL COMPONENTS IN DESIGNATED SIGN AREA

IF YOU HAVE ANY QUESTIONS CONTACT CONSTRUCTION OR DESIGN DEPARTMENT AT 217.356.9900

SCALE 3/4" = 1'
05.29.13 JWS

JIMMY JOHN'S DRIVE-THRU SIGN (PREFERRED LAYOUT 1)

THIS ARTWORK IS THE MINIMUM SIZE THE SIGNAGE CAN BE FOR THIS LAYOUT.



NOTES:

RED COLOR FOR JJ IS PANTONE 186 (NO OTHER SUBSTITUTE MAY BE USED)

DO NOT STRETCH ARTWORK TO FIT - ENLARGE PROPORTIONATELY

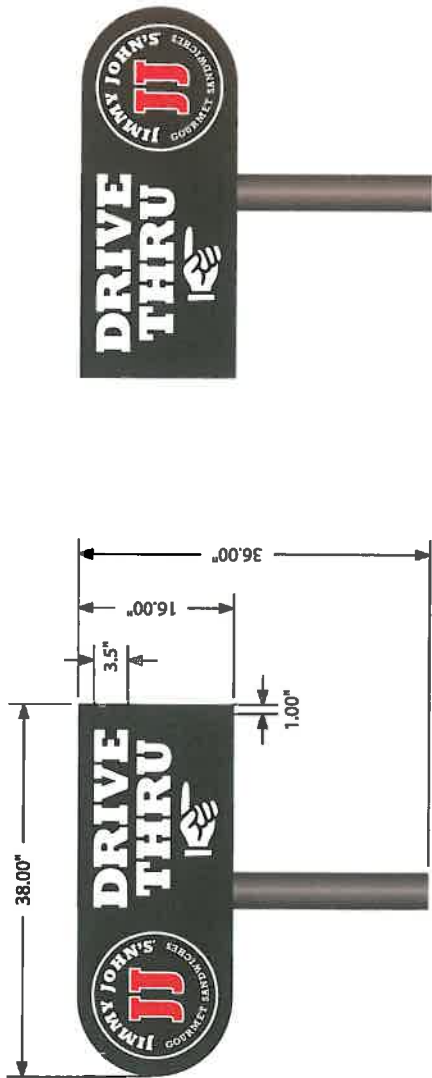
DO NOT USE ANY FONTS TO PRODUCE THE SIGNAGE (ONLY SUPPLIED ARTWORK MAY BE USED)
CABINET TO BE BLACK

IF YOU HAVE ANY QUESTIONS CONTACT CONSTRUCTION OR DESIGN DEPARTMENT AT 217.356.9900

SCALE 1"= 1'
05.29.13 JWS

JIMMY JOHN'S DRIVE-THRU SIGN (PREFERRED LAYOUT 2)

THIS ARTWORK IS THE MINIMUM SIZE THE SIGNAGE CAN BE FOR THIS LAYOUT.

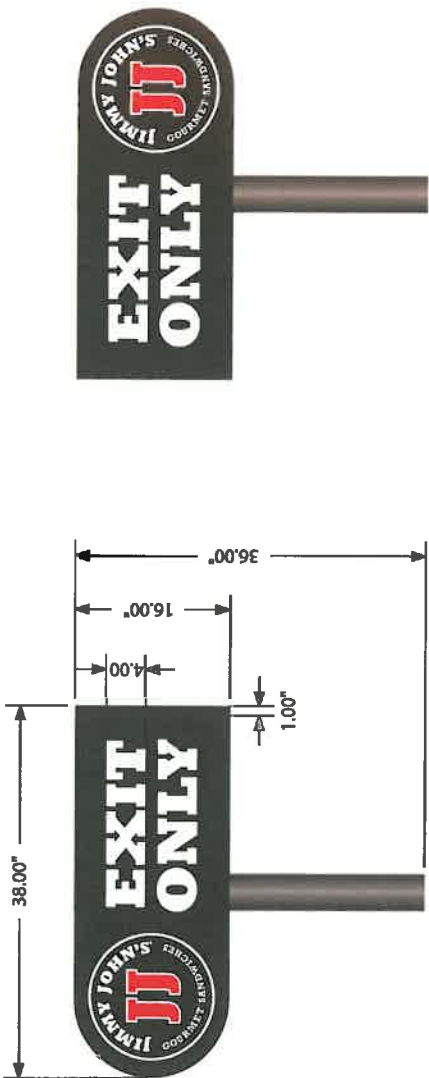


NOTES:

- RED COLOR FOR JJ IS PANTONE 186 (NO OTHER SUBSTITUTE MAY BE USED)
- DO NOT STRETCH ARTWORK TO FIT – ENLARGE PROPORTIONATELY
- DO NOT USE ANY FONTS TO PRODUCE THE SIGNAGE (ONLY SUPPLIED ARTWORK MAY BE USED)
- CABINET TO BE BLACK
- IF YOU HAVE ANY QUESTIONS CONTACT CONSTRUCTION OR DESIGN DEPARTMENT AT 217.356.9800

JIMMY JOHN'S DRIVE-THRU SIGN (PREFERRED LAYOUT 3)

THIS ARTWORK IS THE MINIMUM SIZE THE SIGNAGE CAN BE FOR THIS LAYOUT.



NOTES:

- RED COLOR FOR JJ IS PANTONE 186 (NO OTHER SUBSTITUTE MAY BE USED)
- DO NOT STRETCH ARTWORK TO FIT – ENLARGE PROPORTIONATELY
- DO NOT USE ANY FONTS TO PRODUCE THE SIGNAGE (ONLY SUPPLIED ARTWORK MAY BE USED)
- CABINET TO BE BLACK.
- IF YOU HAVE ANY QUESTIONS CONTACT CONSTRUCTION OR DESIGN DEPARTMENT AT 217.356.9900

JIMMY JOHN'S AWNING WITHOUT CHANNEL LETTERS

THIS ARTWORK IS THE MINIMUM SIZE THE SIGNAGE CAN BE FOR THIS LAYOUT.



29.25' (351")

FREAKY FAST! FREAKY GOOD! * WE DELIVER! * MAMA APPROVED CATERING! * CATERING & BOXED LUNCHES * LOVE THE JIMMY! * WISE GUYS * TASTY SANDWICHES * FAST * FRESH * FLAVORLESS

23.5' (282")

FREAKY FAST! FREAKY GOOD! * WE DELIVER! * MAMA APPROVED CATERING! * CATERING & BOXED LUNCHES * LOVE THE JIMMY! * WISE GUYS * TASTY SANDWICHES

20' (240")

FREAKY FAST! FREAKY GOOD! * WE DELIVER! * MAMA APPROVED CATERING! * CATERING & BOXED LUNCHES * LOVE THE JIMMY!

13' (156")

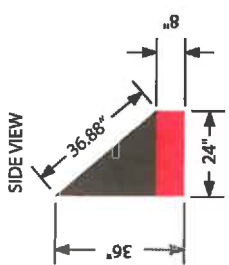
FREAKY FAST! FREAKY GOOD! * WE DELIVER! * MAMA APPROVED CATERING!

10.333' (124")

FREAKY FAST! FREAKY GOOD! * MAMA APPROVED CATERING!

(SPREAD OUT WORDS & STARS NOT LETTERS)

(SPREAD OUT WORDS & STARS NOT LETTERS)



NOTES:

- RED COLOR FOR JJ IS PANTONE 186 (NO OTHER SUBSTITUTE MAY BE USED)
- DO NOT STRETCH ARTWORK TO FIT - ENLARGE PROPORTIONATELY
- DO NOT USE ANY FONTS TO PRODUCE THE SIGNAGE (ONLY SUPPLIED ARTWORK MAY BE USED)
- JIMMY JOHN'S LOGO AND TEXT TO ALWAYS BE CENTERED ON AWNING.
- CENTER ALL COMPONENTS IN DESIGNATED SIGN AREA.
- THE COLORS FOR THE AWNING FABRICS SHOULD BE SUNBRELLA RED #4666 AND SUNBRELLA BLACK #4608.
- GRAPHICS NEED TO BE APPLIED USING SUNBRELLA GRAPHICS SYSTEM WITH 3M VINYL
- IF YOU HAVE ANY OTHER QUESTIONS CONTACT CONSTRUCTION OR DESIGN DEPARTMENT AT 217.356.9900

SCALE 3/8" = 1'
12.03.13 JLR

JIMMY JOHN'S AWNING WITH CHANNEL LETTERS

THIS ARTWORK IS THE MINIMUM SIZE THE SIGNAGE CAN BE FOR THIS LAYOUT.



29.25' (351")

FREAKY FAST! FREAKY GOOD! * WE DELIVER! * MAMA APPROVED CATERING! * CATERING & BOXED LUNCHES * LOVE THE JIMMY! * WISE GUYS * TASTY SANDWICHES

23.5' (282")

FREAKY FAST! FREAKY GOOD! * WE DELIVER! * MAMA APPROVED CATERING! * CATERING & BOXED LUNCHES * LOVE THE JIMMY!

(SPREAD OUT WORDS & STARS NOT LETTERS)

20' (240")

FREAKY FAST! FREAKY GOOD! * WE DELIVER! * MAMA APPROVED CATERING! * CATERING & BOXED LUNCHES

(SPREAD OUT WORDS & STARS NOT LETTERS)

13' (156")

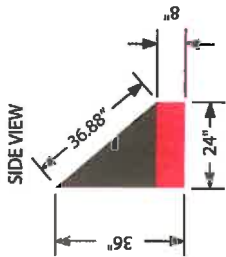
FREAKY FAST! FREAKY GOOD! * WE DELIVER! * MAMA APPROVED CATERING!

10.333' (124")

FREAKY FAST! FREAKY GOOD! * MAMA APPROVED CATERING!

NOTES:

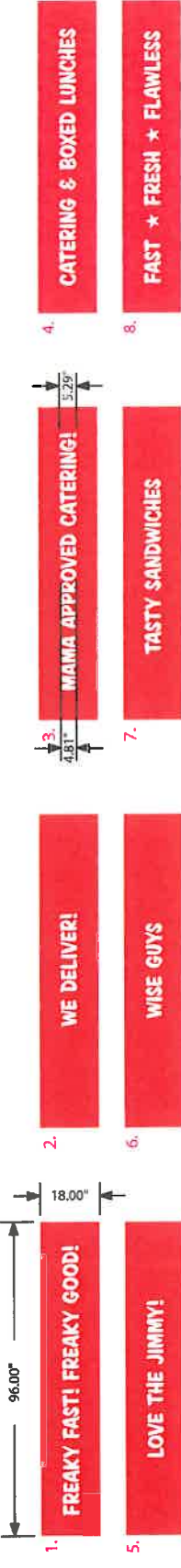

- RED COLOR FOR JJ IS PANTONE 186 (NO OTHER SUBSTITUTE MAY BE USED)
- DO NOT STRETCH ARTWORK TO FIT - ENLARGE PROPORTIONATELY
- DO NOT USE ANY FONTS TO PRODUCE THE SIGNAGE (ONLY SUPPLIED ARTWORK MAY BE USED)
- JIMMY JOHN'S LOGO AND TEXT TO ALWAYS BE CENTERED ON AWNING.
- CENTER ALL COMPONENTS IN DESIGNATED SIGN AREA.
- THE COLORS FOR THE AWNING FABRICS SHOULD BE SUNBRELLA RED #4666 AND SUNBRELLA BLACK #4608.
- GRAPHICS NEED TO BE APPLIED USING SUNBRELLA GRAPHICS SYSTEM WITH 3M VINYL
- IF YOU HAVE ANY OTHER QUESTIONS CONTACT CONSTRUCTION OR DESIGN DEPARTMENT AT 217.356.9900



SCALE 3/8" = 1'
12.03.13 JLR

JIMMY JOHN'S 210 FREE STANDING BUILDING AWNING

THIS ARTWORK IS THE MINIMUM SIZE THE SIGNAGE CAN BE FOR THIS LAYOUT.




NOTES:

RED COLOR FOR JJS PANTONE 186 (NO OTHER SUBSTITUTE MAY BE USED)
DO NOT STRETCH ARTWORK TO FIT – ENLARGE PROPORTIONATELY
DO NOT USE ANY FONTS TO PRODUCE THE SIGNAGE (ONLY SUPPLIED ARTWORK MAY BE USED)
JIMMY JOHN'S LOGO AND TEXT TO ALWAYS BE CENTERED ON AWNING.
CENTER ALL COMPONENTS IN DESIGNATED SIGN AREA.
THE COLORS FOR THE AWNING FABRICS SHOULD BE SUNBRELLA RED #4666 AND SUNBRELLA BLACK #4608.
GRAPHICS NEED TO BE APPLIED USING SUNBRELLA GRAPHICS SYSTEM WITH 3M VINYL.
IF YOU HAVE ANY OTHER QUESTIONS CONTACT CONSTRUCTION OR DESIGN DEPARTMENT AT 217.356.9900

SCALE 3/8" = 1'
10.14.13 JWS

JIMMY JOHN'S INTERIOR SUPER SEAL STENCIL

THIS ARTWORK IS THE MINIMUM SIZE THE SIGNAGE CAN BE FOR THIS LAYOUT.



NOTES:

RED COLOR FOR JJ IS PANTONE 186 (NO OTHER SUBSTITUTE MAY BE USED)

DO NOT STRETCH ARTWORK TO FIT - ENLARGE PROPORTIONATELY

DO NOT USE ANY FONTS TO PRODUCE THE SIGNAGE (ONLY SUPPLIED ARTWORK MAY BE USED)

JIMMY JOHN'S LOGO AND TEXT TO ALWAYS BE CENTERED ON AWNING.

CENTER ALL COMPONENTS IN DESIGNATED SIGN AREA.

THE COLORS FOR THE AWNING FABRICS SHOULD BE SUNBRELLA RED #4666 AND SUNBRELLA BLACK #4608.

GRAPHICS NEED TO BE APPLIED USING SUNBRELLA GRAPHICS SYSTEM WITH 3M VINYL.

IF YOU HAVE ANY OTHER QUESTIONS CONTACT CONSTRUCTION OR DESIGN DEPARTMENT AT 217.356.9900

SCALE 3/4" = 1'
06.04.13 JWS



CLOSE-UP PHOTOS OF ACTUAL SIGNS TO SHOW EXACTLY WHAT THEY SHOULD LOOK LIKE.

